



EV Charging Solution Catalog



Stock Code
002335.SZ
Kehua EV Charger

An aerial photograph showing a two-lane asphalt road running vertically through a lush green forest. The road is flanked by dense trees and vegetation. A small white car is visible on the road, and a blue car is visible further down. The road curves slightly at the bottom of the frame.

35 Years

Power conversion experience

2010

Shenzhen-A share listing

320,000m²

Manufacture area

2 million units

Annual production

Kehua EV Charging Solution

Kehua Tech was established in 1988 and has more than 30 years of power conversion technology precipitation. Kehua Tech established Shenzhen Kehua subsidiary and started to enter the EV charging infrastructure business in 2001. Our clients include well-known domestic and foreign energy companies, automobile manufacturers, and government project contractors. Kehua Tech becomes an integration of R&D, manufacturing, sales and service of EV chargers and strives to create a “one-stop turnkey” project for customers.

Contents

EV Charging Module	01
15kW charging module EV2501-015K-HR1	01
20kW charging module EV3751-020K-HR	03
20kW charging module EV3102-020K-HR	05
30kW charging module EV3102-030K-HR1(CE)	07
30kW charging module EV3102-030K-HR1(UL)	09
40kW charging module EV3102-040K-HR1(CE)	11
40kW charging module EV3102-040K-HR1(UL)	13
V2G Bidirectional Power Module	15
30kW V2G power module EV3102-030K-GR	15
Applications	17

EV3 Series 15kW Charging Module

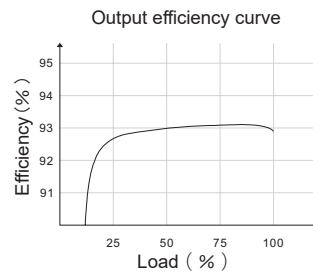
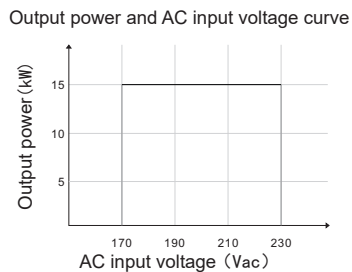
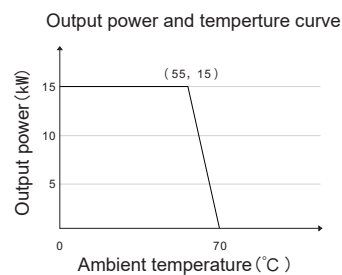
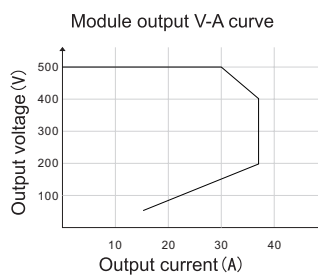
EV2501-015K-HR1



Product Features

- Output voltage DC 150-500V to meet the requirements of most electric vehicles
- DC 400-500V wide voltage constant power output, the whole section is continuous, no switching, high reliability
- Module output peak current up to 37.5A, leading the industry
- High efficiency and low loss, peak efficiency high up to 93%, and stand-by power consumption less than 7.5W
- Equipped with leak circuit, which reduces the difficulty of pile design
- Module in-position detection, easy to install and maintain
- Unique three-proof design (moisture-proof, fungiproof and salt fog-proof), which guarantees long life cycle
- Hot-plug design, easy to maintain
- Module address intelligent recognition

Performance Curve



Technical Specification

MODEL	EV2501-015K-HR1
AC INPUT	
AC input voltage range (V)	170~230Vac (3W+PE)
Max. input current (A)	56
Frequency range (Hz)	45~66
PF	≥0.99
THDi	≤5%
DC OUTPUT	
Efficiency	≥93%
DC output voltage range (V)	150~500
Constant power output voltage range (V)	400~500
Output power (kW)	15
Max. output current (A)	37.5
OTHER INFORMATION OF EQUIPMENT	
Stand-by power consumption (W)	≤7.5
Noise level (dB)	<65 (T=25°C; Line voltage Vin=200VAC; Rated output full load)
Current regulation accuracy	±1%(20%~100% load)
Voltage regulation accuracy	≤±0.5%
Output voltage error	≤±0.5%
Output current error	≤ ±0.3A, load current less than 30A; ≤ ±1%, load current no less than 30A, load current within 20%~100%
Starting impulse current	<110%
Temperature coefficient	≤±0.02% (Reference value +20°C)
Uniform flow unbalance	≤ ±5% with load within the range of 50%~100%
Output ripple	Ripple voltage peak factor < 1%; Effective value coefficient <0.5%
Power overshoot range	No overshoot
Boot time	3s~5s (stable rated input to required output voltage)
Dimension (W×D×H) mm	300×462×86
Weight (kg)	≤16.5
Input standby reactive power (Var)	750
CONFIGURATION AND PROTECTION	
Operation indicator	Power, alarm, fault
Communication	CAN(500kbps) + Digital enable signal
AC input three phase unbalance protection	Yes
AC input over/under voltage protection	Yes
DC output over/under voltage protection	Yes
Over-temperature protection	Starting protection when >70°C, and automatically recover when ≤65°C
Output current limit protection	Yes
Short-circuit protection	Yes
WORKING ENVIRONMENT	
Altitude (m)	≤2,000 (derate when altitude >2,000m)
Working temperature (°C)	-20~70, derating output for temperature above 55°C
Storage temperature (°C)	-40~75
Humidity	5%~95%

- The size of the product shall be subject to the actual contract.
- Specification is subject to change without prior notice.

EV3 Series 20kW Charging Module

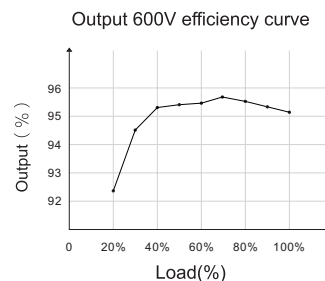
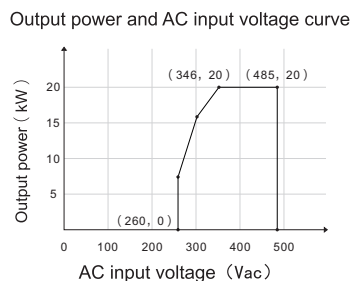
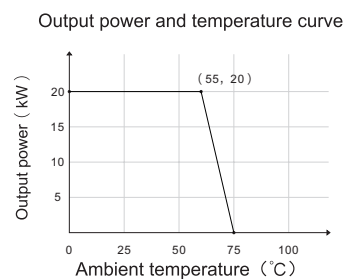
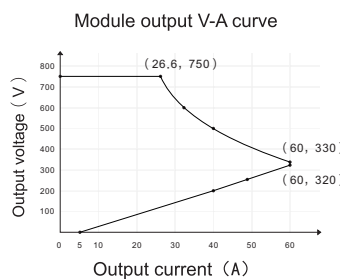
EV3751-020K-HR



Product Features

- Output voltage DC 200-750V to meet the requirements of most electric vehicles
- DC 330-750V wide voltage constant power output, the whole section is continuous, no switching, high reliability
- Module output peak current up to 60A, leading the industry
- High efficiency and low loss, peak efficiency high up to 95.5%, and stand-by power consumption less than 5.5W
- Equipped with leak circuit, which reduces the difficulty of pile design
- Module in-position detection, easy to install and maintain
- Unique three-proof design (moisture-proof, fungiproof and salt fog-proof), which guarantees long life cycle
- Hot-plug design, easy to maintain
- Module address intelligent recognition

Performance Curve



Technical Specification

MODEL	EV3751-020K-HR
AC INPUT	
AC input voltage range (V)	260~485Vac (3W+PE)
Max. input current (A)	36
Frequency range (Hz)	45~66
PF	≥0.99
THDi	≤5%
DC OUTPUT	
Efficiency	≥95.5%
DC output voltage range (V)	200~750
Constant power output voltage range (V)	330~750
Output power (kW)	20
Max. output current (A)	60
OTHER INFORMATION OF EQUIPMENT	
Stand-by power consumption (W)	≤5.5
Noise level (dB)	<65 (Rated)
Current regulation accuracy	≤±1%
Voltage regulation accuracy	≤±0.5%
Output voltage error	≤±0.5%
Output current error	≤ ±0.3A, load current less than 30A; ≤ ±1%, load current no less than 30A, load current within 20%~100%
Starting impulse current	<110%
Temperature coefficient	≤±0.02% (Reference value +20°C)
Uniform flow unbalance	≤±3.0% (×20A) with load within the range of 50%~100%
Output ripple	Ripple voltage peak factor < 1% Effective value coefficient <0.5%
Power overshoot range	No overshoot
Boot time	3s~8s (stable rated input to required output voltage)
Dimension (W×D×H) mm	223×400×87
Weight (kg)	≤12
Input standby reactive power (Var)	350
CONFIGURATION AND PROTECTION	
Operation indicator	Power, alarm, fault
Communication	CAN(500kbps) + Digital enable signal
AC input three phase unbalance protection	Yes
AC input over/under voltage protection	Yes
DC output over/under voltage protection	Yes
Over-temperature protection	Starting protection when >75°C, and automatically recover when ≤70°C
Output current limit protection	Yes
Short-circuit protection	Yes
WORKING ENVIRONMENT	
Altitude (m)	≤2,000 (derate when altitude >2,000m)
Working temperature (°C)	-20~75, derating output for temperature above 55°C
Storage temperature (°C)	-40~75
Humidity	5%~95%

- The size of the product shall be subject to the actual contract.
- Specification is subject to change without prior notice.

EV3 Series 20kW Charging Module

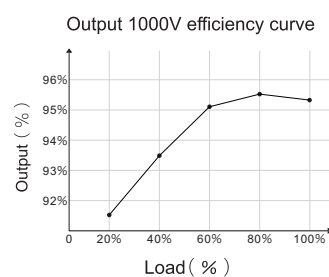
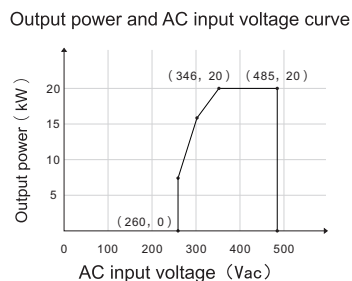
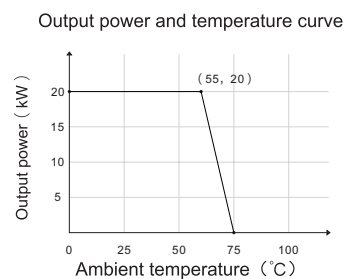
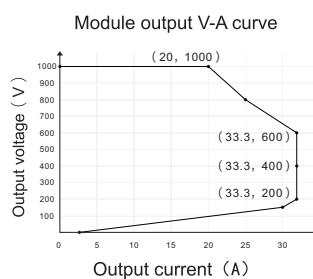
EV3102-020K-HR



Product Features

- Output voltage DC 150-1000V to meet the requirements of most electric vehicles
- DC 600-1000V wide voltage constant power output, the whole section is continuous, no switching, high reliability
- Module output peak current up to 33.3A, leading the industry
- High efficiency and low loss, peak efficiency high up to 95.5%, and stand-by power consumption less than 5W
- Equipped with leak circuit, which reduces the difficulty of pile design
- Module in-position detection, easy to install and maintain
- Unique three-proof design (moisture-proof, fungiproof and salt fog-proof), which guarantees long life cycle
- Hot-plug design, easy to maintain
- Module address intelligent recognition

Performance Curve



Technical Specification

MODEL	EV3102-020K-HR
AC INPUT	
AC input voltage range (V)	260~485Vac (3W+PE)
Max. input current (A)	36
Frequency range (Hz)	45~66
PF	≥0.99
THDi	≤5%
DC OUTPUT	
Efficiency	≥95.5%
DC output voltage range (V)	150~1000
Constant power output voltage range (V)	600~1000
Output power (kW)	20
Max. output current (A)	33.3
OTHER INFORMATION OF EQUIPMENT	
Stand-by power consumption (W)	≤5
Noise level (dB)	<65 (Rated)
Current regulation accuracy	≤±1%
Voltage regulation accuracy	≤±0.5%
Output voltage error	≤±0.5%
Output current error	≤±0.3A, load current less than 30A; ≤±1%, load current no less than 30A, load current within 20%~100%
Starting impulse current	<110%
Temperature coefficient	≤±0.02% (Reference value +20°C)
Uniform flow unbalance	≤±3.0% (×20A) with load within the range of 50%~100%
Output ripple	Ripple voltage peak factor <1% Effective value coefficient <0.5%
Power overshoot range	No overshoot
Boot time	3~5s (stable rated input to required output voltage)
Dimension (W×D×H) mm	223×400×87
Weight (kg)	≤12
Input standby reactive power (Var)	350
CONFIGURATION AND PROTECTION	
Operation indicator	Power, alarm, fault
Communication	CAN (500kbps) + Digital enable signal
AC input three phase unbalance protection	Yes
AC input over/under voltage protection	Yes
DC output over/under voltage protection	Yes
Over-temperature protection	Starting protection when >75°C, and automatically recover when ≤70°C
Output current limit protection	Yes
Short-circuit protection	Yes
WORKING ENVIRONMENT	
Altitude (m)	≤2,000 (derate when altitude >2,000m)
Working temperature (°C)	-20~75, derating output for temperature above 55° C
Storage temperature (°C)	-40~75
Humidity	5%~95%

- The size of the product shall be subject to the actual contract.
- Specification is subject to change without prior notice.

EV3 Series 30kW Charging Module

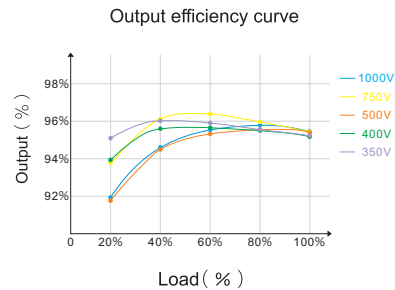
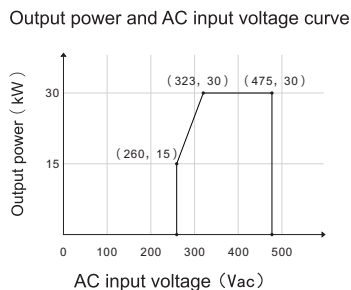
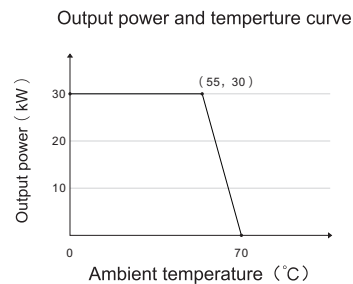
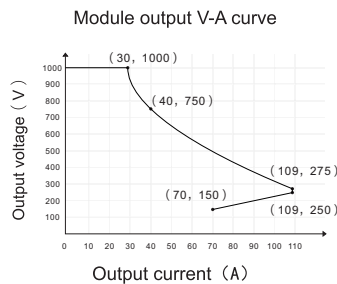
EV3102-030K-HR1(CE)



Product Features

- Output voltage DC 150-1000V to meet the requirements of most electric vehicles
- DC 275-1000V wide voltage constant power output, the whole section is continuous, high reliability
- Module output peak current up to 109A, leading the industry
- High efficiency and low loss, peak efficiency high up to 96%, and stand-by power consumption less than 7.5W
- Equipped with leak circuit, which reduces the difficulty of pile design
- Module in-position detection, easy to install and maintain
- Unique three-proof design (moisture-proof, fungiproof and salt fog-proof) and advanced dip coating process, which guarantee long life cycle
- Hot-plug design, easy to maintain
- Module address intelligent recognition
- Meet EMC Class B

Performance Curve



Technical Specification

MODEL	EV3102-030K-HR1(CE)
AC INPUT	
AC input voltage range (V)	260~475Vac (3W+PE)
Max. input current (A)	58
Frequency range (Hz)	45~66
PF	≥0.99
THDi	≤5%
DC OUTPUT	
Efficiency	≥96%
DC output voltage range (V)	150~1000
Constant power output voltage range (V)	275~1000
Output power (kW)	30
Max. output current (A)	109
OTHER INFORMATION OF EQUIPMENT	
Stand-by power consumption (W)	≤7.5
Noise level (dB)	<65 (Rated)
Current regulation accuracy	±1%
Voltage regulation accuracy	±0.5%
Output voltage error	±0.5%
Output current error	±0.3A, load current less than 30A; ±1%, load current no less than 30A, load current within 20%~100%
Starting impulse current	<110%
Temperature coefficient	±0.02% (Reference value +20°C)
Uniform flow unbalance	±3.0% (×20A) with load within the range of 50%~100%
Output ripple	Ripple voltage peak factor <1% Effective value coefficient <0.5%
Power overshoot range	No overshoot
Boot time	3~5s (stable rated input to required output voltage)
Dimension (W×D×H) mm	300×462×86
Weight (kg)	≤16.5
Input standby reactive power (Var)	750
EMC	Class B
CONFIGURATION AND PROTECTION	
Operation indicator	Power, alarm, fault
Communication	CAN (500kbps) + Digital enable signal
AC input three phase unbalance protection	Yes
AC input over/under voltage protection	Yes
DC output over/under voltage protection	Yes
Over-temperature protection	starting protection when >70°C, and automatically recover when ≤65°C
Output current limit protection	Yes
Short-circuit protection	Yes
WORKING ENVIRONMENT	
Altitude (m)	≤2,000 (derate when altitude >2,000m)
Working temperature (°C)	-20~70, derating output for temperature above 55°C
Storage temperature (°C)	-40~75
Humidity	5%~95%

- The size of the product shall be subject to the actual contract.
- Specification is subject to change without prior notice.

EV3 Series 30kW Charging Module

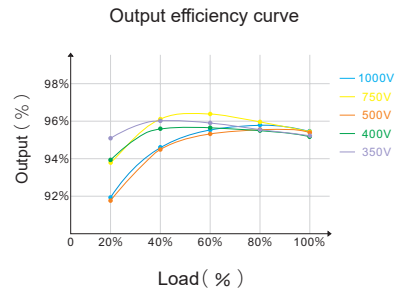
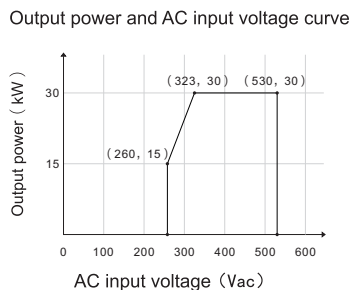
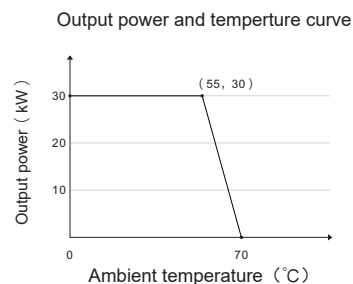
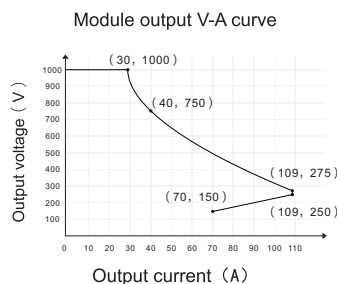
EV3102-030K-HR1(UL)



Product Features

- Output voltage DC 150-1000V to meet the requirements of most electric vehicles
- DC 275-1000V wide voltage constant power output, the whole section is continuous, high reliability
- Module output peak current up to 109A, leading the industry
- High efficiency and low loss, peak efficiency high up to 96%, and stand-by power consumption less than 7.5W
- Equipped with leak circuit, which reduces the difficulty of pile design
- Module in-position detection, easy to install and maintain
- Unique three-proof design (moisture-proof, fungiproof and salt fog-proof) and advanced dip coating process, which guarantee long life cycle
- Hot-plug design, easy to maintain
- Module address intelligent recognition

Performance Curve



Technical Specification

MODEL	EV3102-030K-HR1(UL)
AC INPUT	
AC input voltage range (V)	260~530Vac (3W+PE)
Max. input current (A)	58
Frequency range (Hz)	45~66
PF	≥0.99
THDi	≤5%
DC OUTPUT	
Efficiency	≥96%
DC output voltage range (V)	150~1000
Constant power output voltage range (V)	275~1000
Output power (kW)	30
Max. output current (A)	109
OTHER INFORMATION OF EQUIPMENT	
Stand-by power consumption (W)	≤7.5
Noise level (dB)	<65 (Rated)
Current regulation accuracy	≤±1%
Voltage regulation accuracy	≤±0.5%
Output voltage error	≤±0.5%
Output current error	≤±0.3A, load current less than 30A; ≤±1%, load current no less than 30A
Starting impulse current	<110%
Temperature coefficient	≤±0.02% (Reference value +20°C)
Uniform flow unbalance	≤±3.0% (×20A) with load within the range of 50%~100%
Output ripple	Ripple voltage peak factor <1% Effective value coefficient <0.5%
Power overshoot range	No overshoot
Boot time	3~5s (stable rated input to required output voltage)
Dimension (W×D×H) mm	300×462×86
Weight (kg)	≤16.5
Input standby reactive power(Var)	750
EMC	Class B
CONFIGURATION AND PROTECTION	
Operation indicator	Power, alarm, fault
Communication	CAN (500kbps) + Digital enable signal
AC input three phase unbalance protection	Yes
AC input over/under voltage protection	Yes
DC output over/under voltage protection	Yes
Over-temperature protection	Starting protection when >70°C, and automatically recover when ≤65°C
Output current limit protection	Yes
Short-circuit protection	Yes
WORKING ENVIRONMENT	
Altitude (m)	≤2,000 (derate when altitude >2,000m)
Working temperature (°C)	-20~70, derating output for temperature above 55°C
Storage temperature (°C)	-40~75
Humidity	5%~95%

- The size of the product shall be subject to the actual contract.
- Specification is subject to change without prior notice.

EV3 Series 40kW Charging Module

EV3102-040K-HR1(CE)

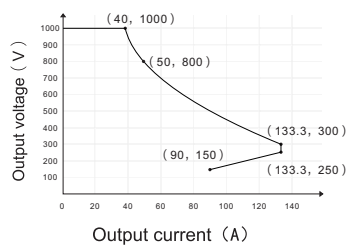


Product Features

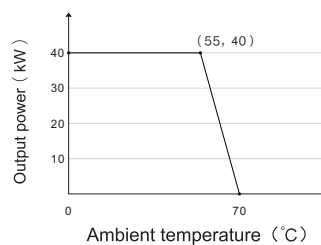
- Output voltage DC 150-1000V to meet the requirements of most electric vehicles
- DC 300-1000V wide voltage constant power output, the whole section is continuous, high reliability
- Module output peak current up to 133.3A, leading the industry
- High efficiency and low loss, peak efficiency high up to 96%, and stand-by power consumption less than 7.5W
- Equipped with leak circuit, which reduces the difficulty of pile design
- Module in-position detection, easy to install and maintain
- Unique three-proof design (moisture-proof, fungiproof and salt fog-proof) and advanced dip coating process, which guarantee long life cycle
- Hot-plug design, easy to maintain
- Module address intelligent recognition

Performance Curve

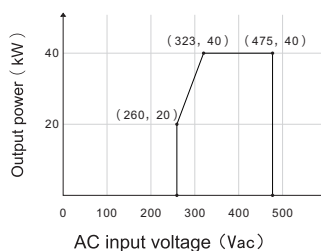
Module output V-A curve



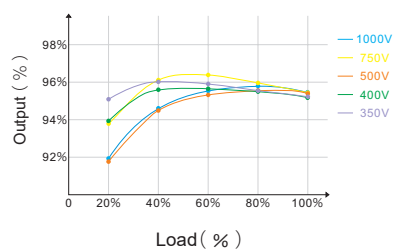
Output power and temperature curve



Output power and AC input voltage curve



Output efficiency curve



Technical Specification

MODEL	EV3102-040K-HR1(CE)
AC INPUT	
AC input voltage range (V)	260~475Vac (3W+PE)
Max. input current (A)	77
Frequency range (Hz)	45~66
PF	≥0.99
THDi	≤5%
DC OUTPUT	
Efficiency	≥96%
DC output voltage range (V)	150~1000
Constant power output voltage range (V)	300~1000
Output power (kW)	40
Max. output current (A)	133.3
OTHER INFORMATION OF EQUIPMENT	
Stand-by power consumption (W)	≤7.5
Noise level (dB)	<65 (Rated)
Current regulation accuracy	≤±1%
Voltage regulation accuracy	≤±0.5%
Output voltage error	≤±0.5%
Output current error	≤±0.3A, load current less than 30A; ≤±1%, load current no less than 30A, load current within 20%-100%
Starting impulse current	<110%
Temperature coefficient	≤±0.02% (Reference value +20°C)
Uniform flow unbalance	≤±3.0% (×20A) with load within the range of 50%~100%
Output ripple	Ripple voltage peak factor <1% Effective value coefficient <0.5%
Power overshoot range	No overshoot
Boot time	3~5s (stable rated input to required output voltage)
Dimension (W×D×H) mm	300×462×86
Weight (kg)	≤16.5
Input standby reactive power(Var)	600
EMC	Class B
CONFIGURATION AND PROTECTION	
Operation indicator	Power, alarm, fault
Communication	CAN (500kbps) + Digital enable signal
AC input three phase unbalance protection	Yes
AC input over/under voltage protection	Yes
DC output over/under voltage protection	Yes
Over-temperature protection	Starting protection when >70°C, and automatically recover when ≤65°C
Output current limit protection	Yes
Short-circuit protection	Yes
WORKING ENVIRONMENT	
Altitude (m)	≤2,000 (derate when altitude >2,000m)
Working temperature (°C)	-40~70, derating output for temperature above 55°C; -20°C rated output, it can be started at -40°C
Storage temperature (°C)	-40~75
Humidity	5%~95%

- The size of the product shall be subject to the actual contract.
- Specification is subject to change without prior notice.

EV3 Series 40kW Charging Module

EV3102-040K-HR1(UL)

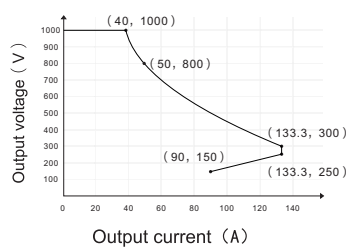


Product Features

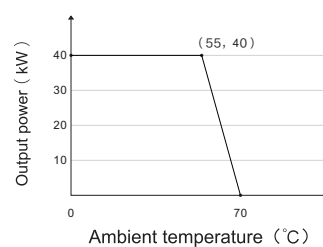
- Output voltage DC 150-1000V to meet the requirements of most electric vehicles
- DC 300-1000V wide voltage constant power output, the whole section is continuous, high reliability
- Module output peak current up to 133.3A, leading the industry
- High efficiency and low loss, peak efficiency high up to 96%, and stand-by power consumption less than 7.5W
- Equipped with leak circuit, which reduces the difficulty of pile design
- Module in-position detection, easy to install and maintain
- Unique three-proof design (moisture-proof, fungiproof and salt fog-proof) and advanced dip coating process, which guarantee long life cycle
- Hot-plug design, easy to maintain
- Module address intelligent recognition

Performance Curve

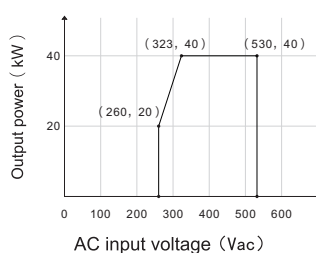
Module output V-A curve



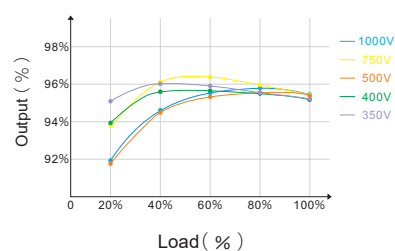
Output power and temperature curve



Output power and AC input voltage curve



Output efficiency curve



Technical Specification

MODEL	EV3102-040K-HR1(UL)
AC INPUT	
AC input voltage range (V)	260~530Vac (3W+PE)
Max. input current (A)	77
Frequency range (Hz)	45~66
PF	≥0.99
THDi	≤5%
DC OUTPUT	
Efficiency	≥96%
DC output voltage range (V)	150~1000
Constant power output voltage range (V)	300~1000
Output power (kW)	40
Max. output current (A)	133.3
OTHER INFORMATION OF EQUIPMENT	
Stand-by power consumption (W)	≤7.5
Noise level (dB)	<65 (Rated)
Current regulation accuracy	≤±1%
Voltage regulation accuracy	≤±0.5%
Output voltage error	≤±0.5%
Output current error	≤±0.3A, load current less than 30A; ≤±1%, load current no less than 30A, load current within 20%-100%
Starting impulse current	<110%
Temperature coefficient	≤±0.02% (Reference value +20°C)
Uniform flow unbalance	≤±3.0% (×20A) with load within the range of 50%~100%
Output ripple	Ripple voltage peak factor <1% Effective value coefficient <0.5%
Power overshoot range	No overshoot
Boot time	3~5s (stable rated input to required output voltage)
Dimension (W×D×H) mm	300×462×86
Weight (kg)	≤16.5
Input standby reactive power(Var)	600
EMC	Class B
CONFIGURATION AND PROTECTION	
Operation indicator	Power, alarm, fault
Communication	CAN (500kbps) + Digital enable signal
AC input three phase unbalance protection	Yes
AC input over/under voltage protection	Yes
DC output over/under voltage protection	Yes
Over-temperature protection	Starting protection when >70°C, and automatically recover when ≤65°C
Output current limit protection	Yes
Short-circuit protection	Yes
WORKING ENVIRONMENT	
Altitude (m)	≤2,000 (derate when altitude >2,000m)
Working temperature (°C)	-40~70, derating output for temperature above 55°C; -20°C rated output, it can be started at -40°C
Storage temperature (°C)	-40~75
Humidity	5%~95%

- The size of the product shall be subject to the actual contract.
- Specification is subject to change without prior notice.

EV3 Series 30kW V2G Module

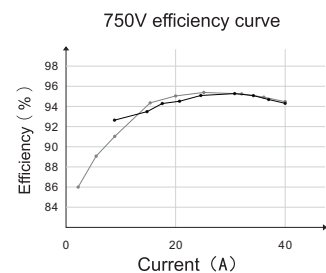
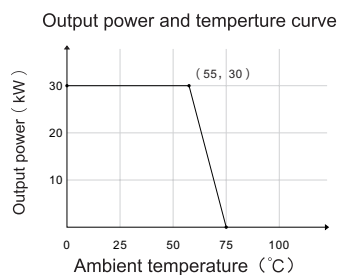
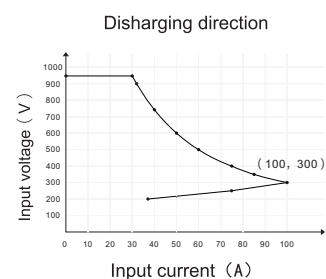
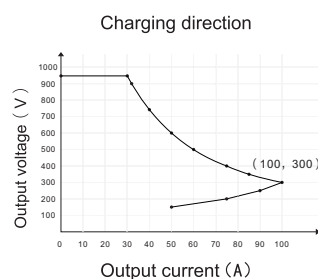
EV3102-030K-GR



Product Features

- A bidirectional converter for connecting the battery or EV to the AC grid, specially designed for V2G applications
- DC 300-950V wide voltage constant power output or input, the whole section is continuous, no switching, high reliability
- Wide voltage range in AC2DC and DC2AC mode, suitable for multiple battery packs
- Smooth transition with less than 10ms when power flow changes direction
- Module peak current up to 100A, leading the industry
- High efficiency and low loss, peak efficiency high up to 95%
- Equipped with leak circuit, which reduces the difficulty of pile design
- Unique three-proof design (moisture-proof, fungiproof and salt fog-proof) and advanced dip coating process, which guarantee long life cycle
- Hot-plug design and module address intelligent recognition, easy to maintain

Performance Curve



Technical Specification

MODEL	EV3102-030K-GR
AC2DC MODE-AC INPUT	
AC input voltage range (V)	260~485Vac
Frequency range (Hz)	45~55
AC2DC MODE-DC OUTPUT	
Output power (kW)	30
DC output voltage range (V)	150~950
Constant power output voltage range (V)	300~950
Max. input current (A)	100
DC2AC MODE-DC INPUT	
DC input voltage range (V)	200~950
Max. input current (A)	100
DC2AC MODE-AC OUTPUT	
AC output voltage range (V)	323~485Vac
Frequency range (Hz)	45~55
Power factor	>0.99 (100% load)
THDi	≤5% (50% load)
Current direct component	<0.5%
OTHER INFORMATION OF EQUIPMENT	
Efficiency	≥95%
Stand-by power consumption (W)	≤15
Noise level (dB)	<65 (Rated)
Current regulation accuracy	±1%
Voltage regulation accuracy	±0.5%
Starting impulse current	<110%
Temperature coefficient	±0.02% (Reference value +20°C)
Power overshoot range	No overshoot
Boot time	3~8s (stable rated input to required output voltage)
Dimension (W×D×H) mm	385×500×110
Weight (kg)	≤26
CONFIGURATION AND PROTECTION	
Operation indicator	Power, alarm, fault
Communication	CAN(125kbps) + Digital enable signal
AC input three phase unbalance protection	Yes
Input over/under voltage protection	Yes
Output over/under voltage protection	Yes
Over-temperature protection	Starting protection when >75°C, and automatically recover when ≤65°C
Current limit protection	Yes
Short-circuit protection	Yes
WORKING ENVIRONMENT	
Altitude (m)	≤2,000 (derate when altitude >2,000m)
Working temperature (°C)	-25~75, derating output for temperature above 55°C
Storage temperature (°C)	-40~75
Humidity	5%~95%

- The size of the product shall be subject to the actual contract.
- Specification is subject to change without prior notice.

Applications



Shell (China)
Public Charging Station



BP (China)
Public Charging Station




State Grid Corporation of China
Public Charging Station



China Southern Power Grid
Public Charging Station



Xiaoju (Didi)
Public Charging Station



Vanke
Public Charging Station

Applications



Beijing Capital International Airport
Special Vehicle Charging Station



Customer in Poland
Public Charging Station



Shenzhen Longgang
Truck Charging Station



Shell (China) & BYD
The First Public Charging Station



SAIC Motor
Battery Swap Station



Soland Technology (Geely)
Battery Swap Station

Main Partners



Distribution of Branches and Service Outlets



Reliable • Flexible • Responsible

Shenzhen Kehua Hengsheng Technology Co., Ltd.

Add: 1/F, Kanghesheng Building, No.1, Chuangsheng Road, Xili Street, Nanshan District, Shenzhen, Guangdong, 518055, China

Tel: 0755-28638889

Fax: 0755-28639998

Email: info@kehuasz.com

www.kehuasz.com

Copyright Shenzhen Kehua Hengsheng Technology Co., Ltd. 2023. All rights reserved.

No part of this document may be reproduced or transmitted in any form or by any means without prior written consent of Shenzhen Kehua Hengsheng Technology Co., Ltd.

General Disclaimer

The information in this document may contain predictive statements including, without limitation, statements regarding the future financial and operating results, future product portfolio, new technology, etc. There are a number of factors that could cause actual results and developments to differ materially from those expressed or implied in the predictive statements. Therefore, such information is provided for reference purpose only and constitutes neither an offer or an acceptance. Kehua may change the information at any time without notice.

Version NO.: 20230501

